



# SWIFT



Standard and optional equipment available may vary for individual markets. Please enquire at your dealers, as specifications and illustrations may refer to models not available in your region. SUZUKI MOTOR CORPORATION reserves the right to change, without notice, prices, colours, materials, equipment, specifications and models, and also to discontinue models.

All photographs in this brochure were taken with relevant permission. Images of the vehicles without number plates on public roads are composite photos.



## Suzuki Motor Corporation

300 Takatsuka-cho, Minami-ku, Hamamatsu-shi, Shizuoka 432-8611 JAPAN  
[www.globalsuzuki.com](http://www.globalsuzuki.com)

SWIFT BROCHURE (E)  
99999-B1M01-802 2403



Meet the new Swift, a car that takes fun-to-drive playfulness to the next level. With upbeat new styling, responsive handling, and quick acceleration, it will make your heart sing with joy as you rediscover how much fun driving can be.



# Play SWIFT



Life immediately becomes more exciting when you grip the steering wheel of a Swift. And the playful ease with which it lets you control its powerful agility will put a smile on your face with every passing mile. In fact, the Swift is so much fun to drive, it will make you wish every trip could be longer.





## An aggressively playful new look

The new Swift breaks away from styling conventions of the past with an eye-catching body design that evokes the sheer joy of driving. It's got rounded shoulder lines and 16-inch polished alloy wheels set off by dramatically flared fenders, and an oval black metallic grille that looks hungry enough to eat up the road ahead. In every detail, it makes a visual statement that tells the world you know how to play the game of life.





**Head-turning style**

On the street, the Swift's sense of style makes it really stand out. From the sleek contoured lines of its profile to its wide rear bumper, it has a sporty and athletic look that reflects the vehicle's quick, agile handling. It also has a unique design signature at night, with new inner-lensed light rod elements in the rear combination lamps and front position lamps that take on a distinctive three-dimensional appearance when illuminated.






## Driver-oriented cockpit design

The Swift's cockpit provides a truly immersive driving experience. Designed to put all the instruments and controls you need within easy reach, it features wraparound, dual-tone dashboard and front door trim that gives the cabin a sporty look to heighten your driving fun.



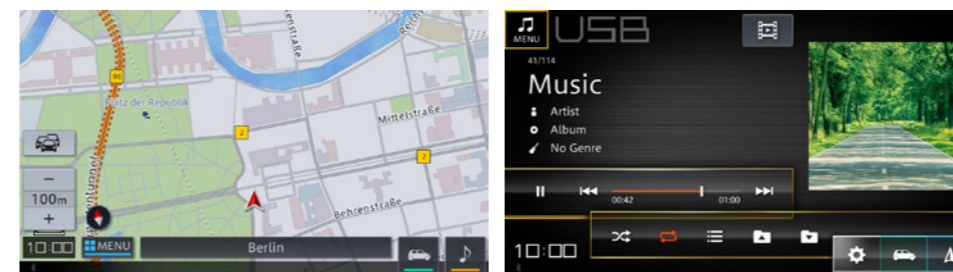
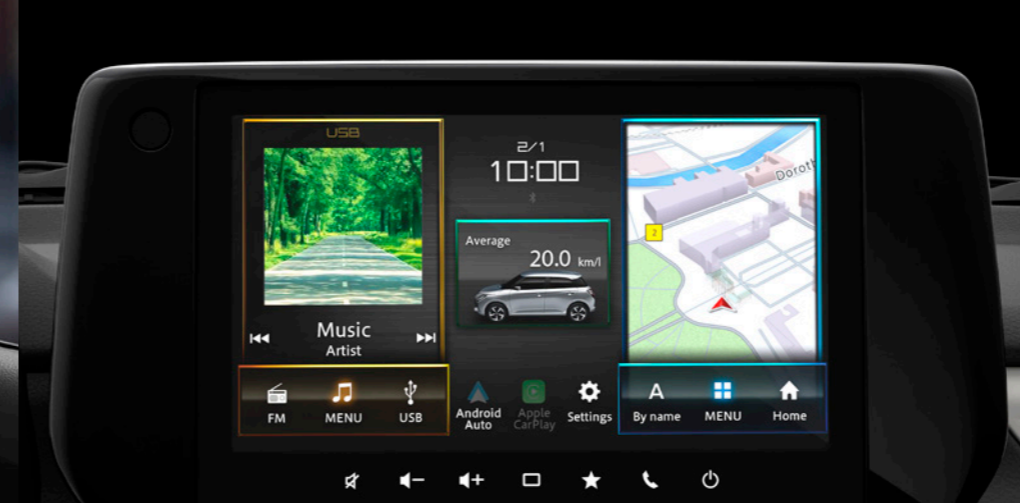
### Meter cluster

The sporty and stylish meter cluster is equipped with an LCD panel that lets you view a wide range of information at a glance, including average and current fuel consumption, driving range, posted speed limits, and warnings from the advanced safety and assistive driving systems.



### Front seats

The design of the front seats reflects the Swift's unique character. Cushioning at the shoulder and side of the front seats enhances driver and passenger comfort, and gives the seats a dynamically sculpted look that is stylishly complemented by the geometric pattern of the upholstery.



### 9-inch display audio system

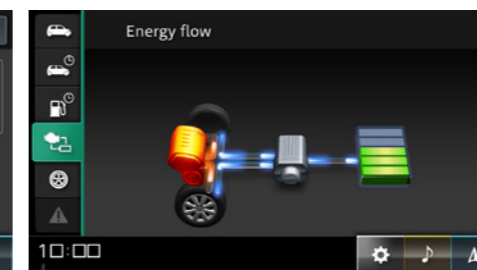
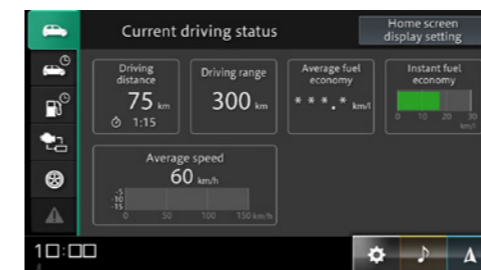
The display audio system is housed in a floating midsection that is subtly angled toward the driver for easy viewing and touch-control operation. In addition, the interface can be freely customised and used for navigation information or rearview camera image display.

#### Audiovisual features

AM/FM/DAB tuner	Bluetooth® (for hands-free calling & audio playback)
USB port (for AV playback & device charging)	Rear-view camera display

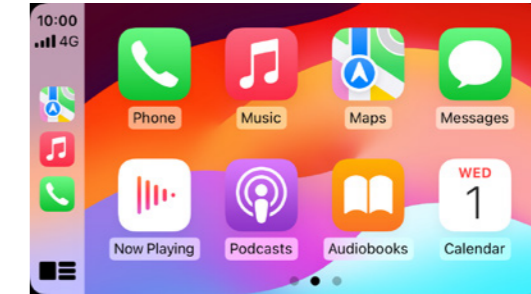
#### Smartphone connectivity via USB and WiFi®

Apple CarPlay	Android Auto™
---------------	---------------



### Vehicle linkage information display

Thanks to vehicle linkage integration, the display audio system screen can also show real-time information such as current fuel consumption, average fuel consumption, driving range, SHVS mild hybrid system energy flow, and various types of warning message.



Apple CarPlay works with your iPhone and Siri to help you get directions, make calls, play music, and send and receive messages using voice commands or the display audio touch panel interface.

\* Apple CarPlay is supported in the countries listed at the following link: <https://www.apple.com/ios/feature-availability/#applecarplay-applecarplay>  
For more details, including iPhone models and iOS versions compatible with Apple CarPlay, see: <https://www.apple.com/ios/carplay/>


\* Android Auto is supported in the countries listed at the following link: <https://www.android.com/auto/>  
Compatible Android phone and compatible active data plan required.

\* Apple, Apple CarPlay, iPhone and Siri are trademarks of Apple Inc., registered in the U.S. and other countries.

\* Google, Android, Android Auto, YouTube Music and other marks are trademarks of Google LLC.

\* Bluetooth is a registered trademark of Bluetooth SIG, Inc.

\* Wi-Fi is a registered trademark of Wi-Fi Alliance®.



Talk to Google Assistant on Android Auto and get things done with your voice so you can keep your focus on driving. Easily send messages, get directions, control media and more. Just say, "Hey Google" or, in compatible cars, long press the voice control button on your steering wheel to get started.



### Air conditioner

Swift GLX grade models are equipped with an air conditioner with a digital control panel and automatic temperature control, while GL and GL+ grade models are equipped with an air conditioner with a digital control panel and manually selectable air conditioning modes.



### Accessory and USB sockets

All grades are equipped with a DC12V accessory socket and a USB socket for device connectivity. In addition, GLX and GL+ models also offer USB sockets for mobile device charging (Type-A 2.4Ah, Type-C 3.0Ah).



## Get ready to play

Swift driving is fun driving, with plenty of in-cabin storage and cabin amenities to hold your gear and refreshments when you're on the road.

### Interior amenities

With comfortable seating and a full range of amenities, the Swift makes every trip enjoyable. There are storage areas to keep small items organised and close to hand, as well as cup and bottle holders for your favourite beverages.

### Luggage area

The luggage area features a wide and low opening for easy loading and unloading. In addition, the foldable, 60/40 split rear seat backs let you configure the luggage area to suit your needs.





# Play SWIFT







### Engine

The Swift's new 1.2-litre petrol engine combines outstanding fuel efficiency with impressive low-end torque for quick, responsive acceleration. It is also equipped with a number of advanced features that help suppress emissions.



### Transmission

The Swift's 5-speed manual transmission enhances fuel efficiency and power delivery with a gear ratio that is specifically optimised to match the performance characteristics of the engine and drivetrain. Shifting action is smooth and responsive, requiring only a light touch to ensure positive gear engagement. In addition, a continuously variable transmission (CVT) is offered for drivers who prefer the convenience of an automatic transmission.

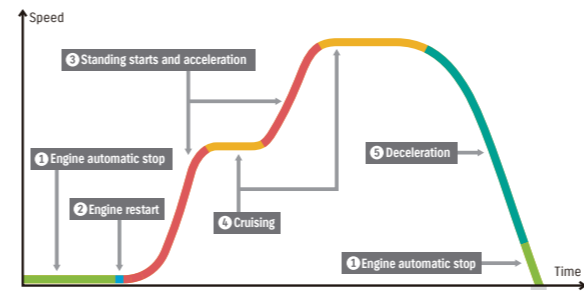
## The power to have fun

The Swift's stunning good looks are matched by performance that makes every trip a fun and exciting new adventure. Whether you use it for commuting, shopping, weekend getaways, or leisurely road trips, it delivers a driving experience that will make you eager to get back out on the road again.

## HYBRID

### SHVS mild hybrid system for enhanced energy efficiency

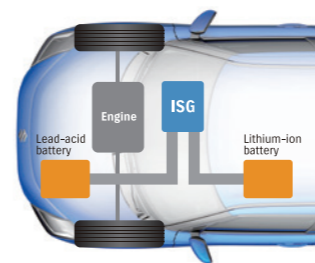
The Swift's light, compact, SHVS mild hybrid system reflects Suzuki's environmentally conscious approach to automobile design, and incorporates an integrated starter generator (ISG) and a high-efficiency lithium-ion battery with excellent charging and power supply performance.



#### 1 Engine automatic stop

##### Eliminates unnecessary fuel consumption

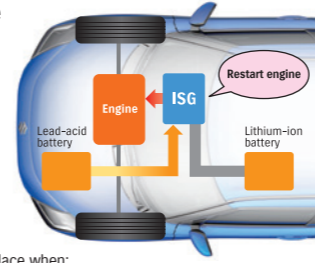
When stopped at an intersection or in traffic, the engine shuts down to conserve fuel.



#### 2 Engine restart

##### Electric motor restarts engine

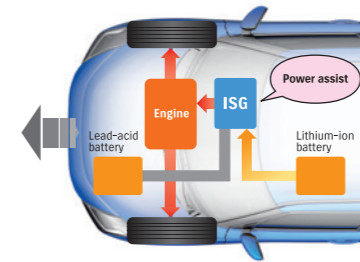
The ISG functions as a starter motor to ensure smooth, quiet engine restarts.



#### 3 Standing starts and acceleration

##### Electric motor assist\*

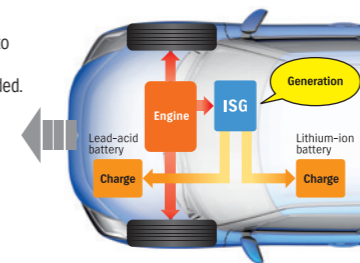
Electric motor power assist reduces fuel consumption during standing starts and acceleration.



#### 4 Cruising

##### Battery recharging

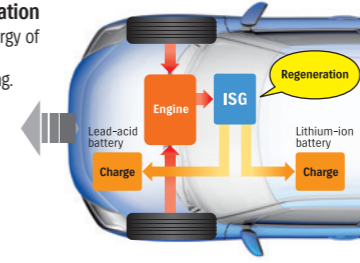
The ISG uses engine power to recharge the lead-acid and lithium-ion batteries as needed.



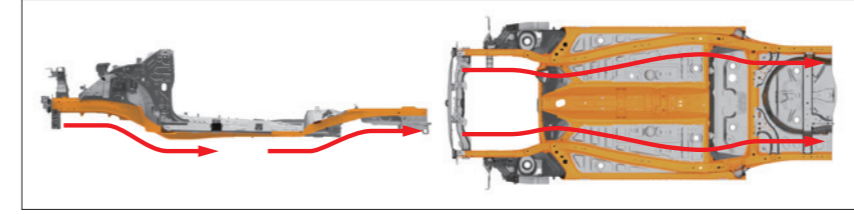
#### 5 Deceleration

##### Braking energy regeneration

The ISG uses the kinetic energy of deceleration to generate electricity for battery charging.




\*Electric motor assist can only take place when: 1) engine revolutions are 4,000 rpm or lower, 2) the accelerator pedal is depressed, 3) the lithium-ion battery has a charge greater than the required minimum, 4) the battery temperature is within set tolerances, 5) the engine is warm, and 6) the vehicle is in gear with the clutch engaged.



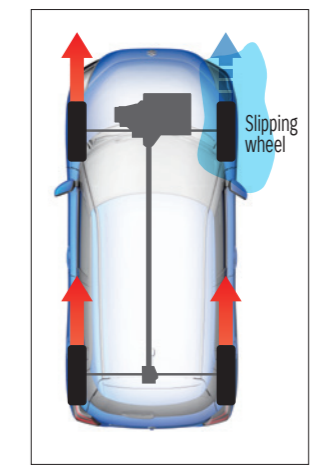
### HEARTECT platform

The smoothly curving frame increases underbody stiffness to help ensure excellent fundamental vehicle performance. In addition, it also contributes to collision safety by efficiently dispersing impact energy.



### Front and rear suspension

The Swift's suspension system delivers a comfortable ride with excellent road-holding and handling stability. New Teflon™ sheets on the stabiliser mounts also reduce friction to help boost roll rigidity, steering feel, and vehicle posture when cornering.



## ALLGRIP AUTO

ALLGRIP AUTO is an automatic four-wheel drive system that engages when it detects a loss of front wheel traction. When front-wheel slippage is detected, a viscous coupling engages to transfer torque to the rear wheels, providing additional traction for driving on snow-covered roads or other slippery surfaces.

### Viscous coupling

A viscous coupling (hydraulic clutch) positioned in front of the rear differential uses high-viscosity silicone oil to transfer drive power. When rotational variance occurs between the front and rear wheels, a shear effect caused by wheel spin heats the silicone oil and causes it to expand. The pressure resulting from the expanded silicone oil engages a multiple-disc clutch that transfers torque to the rear wheels.



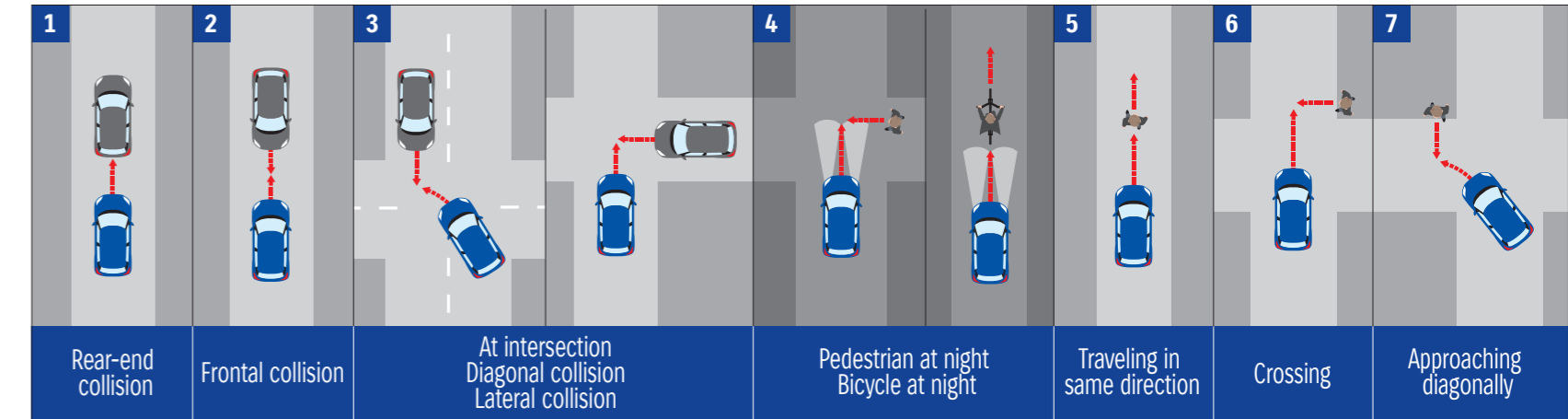
## Advanced features for peace of mind

Driving is even more fun when you know you and your passengers are protected by the latest advances in safety and assistive driving technologies. The new Swift has them in abundance, and they work day and night to help you stay alert so you can arrive safely at your destination. While there is no substitute for safe, responsible driving habits, these advanced technologies can help you stay focused and ready to respond to a variety of different traffic conditions.

\*There is a limit to the ability of cameras and sensors to detect obstacles, lanes and traffic signs. Please do not rely on this system alone. Always drive safely. Vehicle-to-vehicle distance varies depending on vehicle speed.

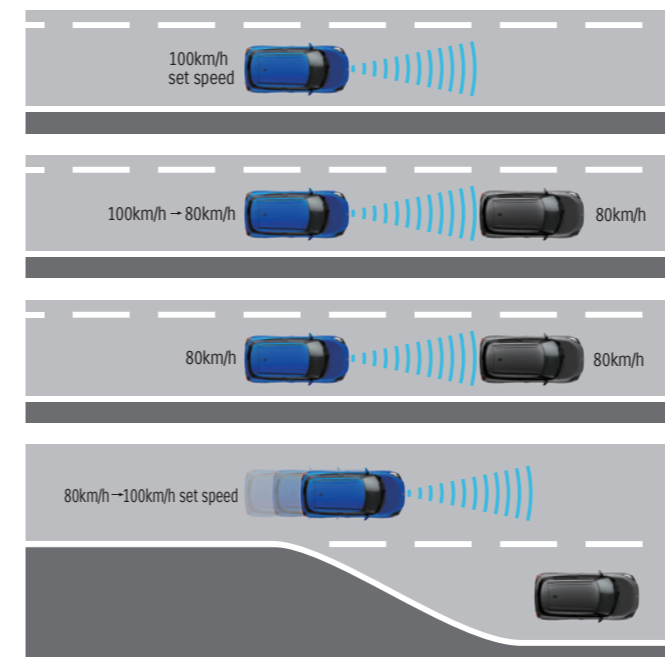
### Dual Sensor Brake Support II (DSBS II)

Millimetre-wave radar and a monocular camera are employed to detect vehicles, bicycles, and pedestrians directly or diagonally ahead of the vehicle. If a collision seems possible, audio and visual warnings are issued to alert the driver. If the driver brakes with insufficient force, brake assist automatically engages to help slow the vehicle. And if the probability of a collision increases, the system automatically applies brake force to help reduce impact force and mitigate damage.



### Adaptive Cruise Control (ACC)

ACC helps reduce driver fatigue on long trips and when driving in traffic, and is linked to the Traffic Sign Recognition system to help drivers comply with posted speed limits. When the ACC switch on the steering wheel is engaged in traffic, the system uses millimetre-wave radar and a monocular camera to measure the distance to the vehicle ahead, and will accelerate or decelerate as needed to maintain a set distance. If the road ahead is clear, it will maintain the speed the vehicle was traveling when the switch was engaged. (On CVT-equipped models, ACC disengages when the vehicle comes to a stop. On MT-equipped models, ACC disengages at speeds of approximately 30 km/h or less.)



#### 1. Constant speed control

If there are no vehicles ahead, the speed set by the driver is maintained.

#### 2. Deceleration control

Speed is reduced to match the speed of the vehicle ahead.

#### 3. Following speed control

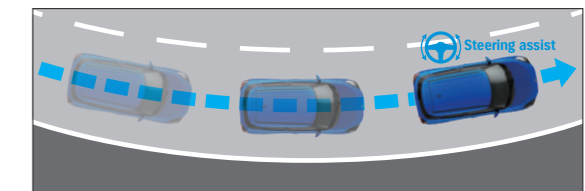
Speed is maintained to match the speed of the vehicle ahead.

#### 4. Acceleration control

If the vehicle in front departs from the lane and there is sufficient distance from any additional vehicle ahead, the Swift automatically reaccelerates to the set speed.

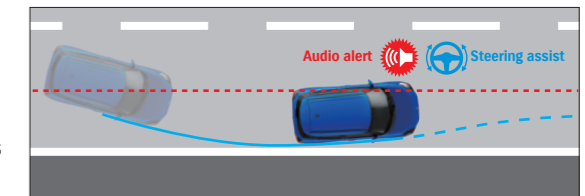
### Lane Keep Assist (LKA)

When adaptive cruise control is activated, LKA helps the driver maintain the vehicle's position in the centre of the lane. In addition, if it senses that an adjacent vehicle or structure such as a temporary roadwork barrier or other obstacle is too close to the driver's vehicle, it provides steering assistance to help maintain a safe distance.



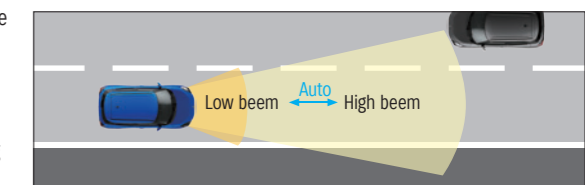
### Lane Departure Prevention (LDP)

When driving, LDP detects the left and right lane demarcation lines and predicts the vehicle's path. If the vehicle begins to drift from the lane due to driver inattention, the system alerts the driver by sounding an audio alert or vibrating the steering wheel. If the system determines there is still a high probability of lane departure, it provides steering assistance to help the driver return to the centre of the lane.



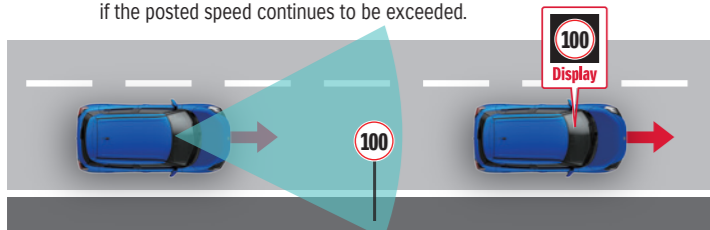
### High beam assist

When the headlamps are on high beam and there are oncoming or preceding vehicles in front, or if the car is being driven in a well-lit area, the headlamps automatically switch to low beam. The headlamps automatically return to high beam when there are no oncoming or preceding vehicles in front of the car, or when the surrounding area is poorly lit. (Active only at speeds above 40 km/h.)



### Traffic Sign Recognition (TSR)

Icons of recognised signs are displayed on the information display. Speed limit icons flash on and off if the speed limit is exceeded, and an audio alert sounds if the posted speed continues to be exceeded.



Detect before passing traffic signs

Display after passing traffic signs

Road sign type		Road sign example
Speed limit	Specific	
	Suggested	
Posted speed ends		
No passing		
No entry		

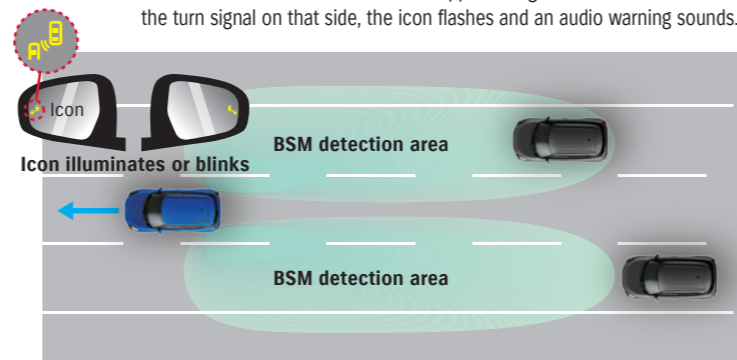
Road sign type	Road sign example
Stop	
Roadwork ahead	
Pedestrian crossing	
Other signage	

## Advanced features for peace of mind



### Blind Spot Monitor (BSM)

BSM uses millimetre-wave radar sensors in the rear bumper to detect vehicles located in or approaching the rear blind spots on either side of the vehicle. When a vehicle is detected, a warning icon appears in the door mirror on the side that the vehicle is approaching. If the driver activates the turn signal on that side, the icon flashes and an audio warning sounds.



### Rear Cross Traffic Alert (RCTA)

RCTA is a supplementary safety feature that uses millimetre-wave radar sensors to detect and warn of vehicles approaching from the left or right when backing out of a parking space or garage.



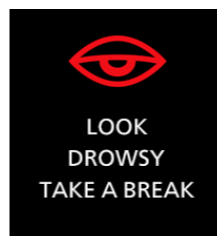
### Driver Monitoring System (DMS)

A camera installed next to the display monitors driver's face and reads eye opening/closing, gaze and face direction. If the system detects driver's dozing off, drowsiness, and distraction by using the facial information, it sounds a warning alarm and displays an alert message on the information display.

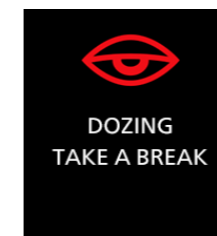


DMS camera  
Monitors the driver's face

Near-infrared LED  
Illuminates the driver's face to enable monitoring in low light



**Drowsiness warning**  
The system detects driver drowsiness by monitoring the degree of eyelid closing and yawn frequency. If the system detects driver drowsiness while the vehicle is moving at a speed of approximately 65 km/h or more, it alerts the driver to take a break by sounding an alarm and displaying an alert message on the information display.



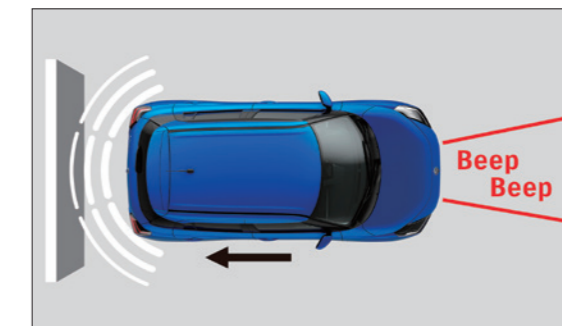
**Asleep at the wheel warning**  
If a driver falls asleep and the system detects that the driver's eyes have been closed for more than a certain period of time while driving at a speed of approximately 65 km/h or more, it alerts the driver to take a break by sounding an alarm and displaying an alert message on the information display.



**Distracted driving warning**  
If the system detects that a driver has been looking to the side for more than a certain period of time while driving at a speed of approximately 20 km/h or more, it alerts the driver by sounding an alarm and displaying an alert message on the information display.


### Reverse parking sensors

Ultrasonic sensors in the rear bumper detect obstacles when reversing, and warning beeps sound to indicate the obstacle's proximity.



### Hill hold control

When starting out on an uphill incline, hill hold control prevents the vehicle from rolling backward for approximately two seconds to give drivers time to move their foot from the brake pedal to the accelerator pedal.



### eCall


In the event of a serious collision, the eCall system sends an automated message with the vehicle's current location to emergency services. The system can be activated automatically by in-vehicle sensors after a crash, or manually by vehicle occupants pushing the SOS button.



## SUZUKI connect

### Stay connected to your car

SUZUKI CONNECT is a smartphone app and suite of services that enable you to monitor your vehicle remotely. Seven types of service are offered to make the Swift ownership experience even more convenient and reassuring.



- Status notification
- Parked car locator
- Driving history
- Geofencing and curfew alert
- Security notification
- Warning light notification
- Periodic maintenance / Recall notification



# Play SWIFT

If you're ready for new experiences and want to enjoy life to the fullest, you're ready for a new Swift. It's not just a car that makes driving more fun – it's also stylish and smart, and loaded with features that can make everyday moments more special. Alone on the highway or cruising country roads with people you love, the Swift will continually inspire you to break free from your daily routine and go out to play.

